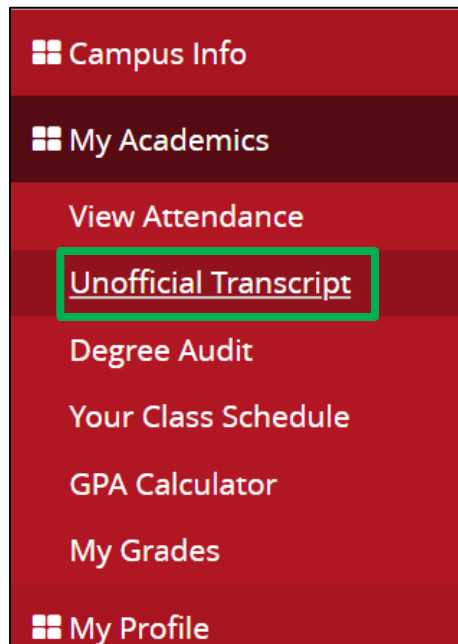


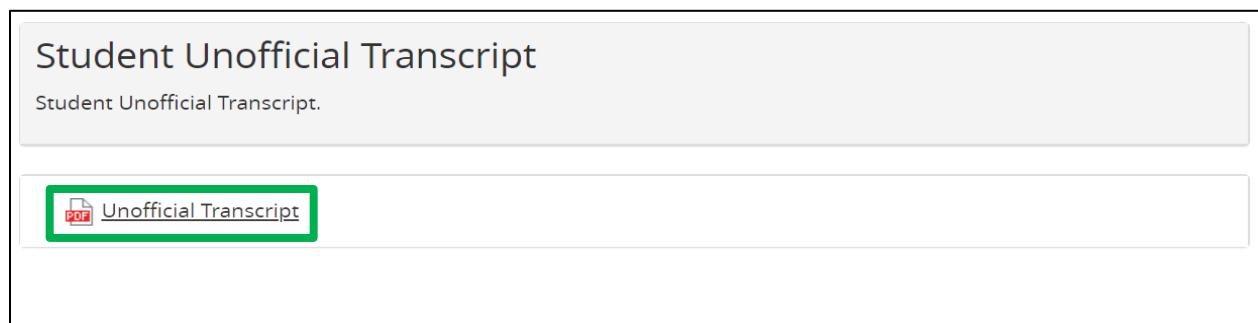
How to Get Your Unofficial Transcript

Go to the Student Portal and login: <https://my.cmn.edu/secure/Student/loginstu.aspx>

On the left side is the menu bar. Find the “**My Academics**” tab and click. It should have a dropdown menu open. Click “**Unofficial Transcript**” to go to the next page.



The next page you get to will have a download spot for you to click. Once the button is clicked a pdf will start downloading and be available in your computer's files afterwards for printing.

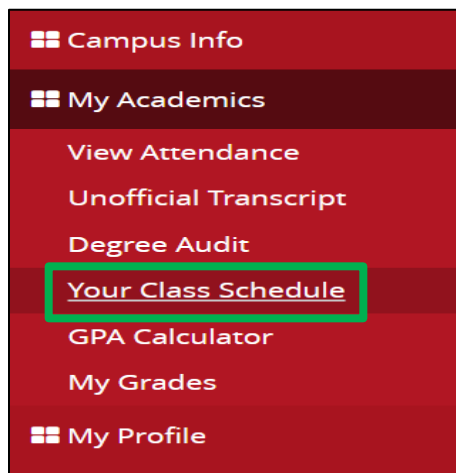


Any technical questions can be answered by the IT Helpdesk at 918-549-2822, otherwise contact the SSC at 918-549-2847 for further questions. Mvto!

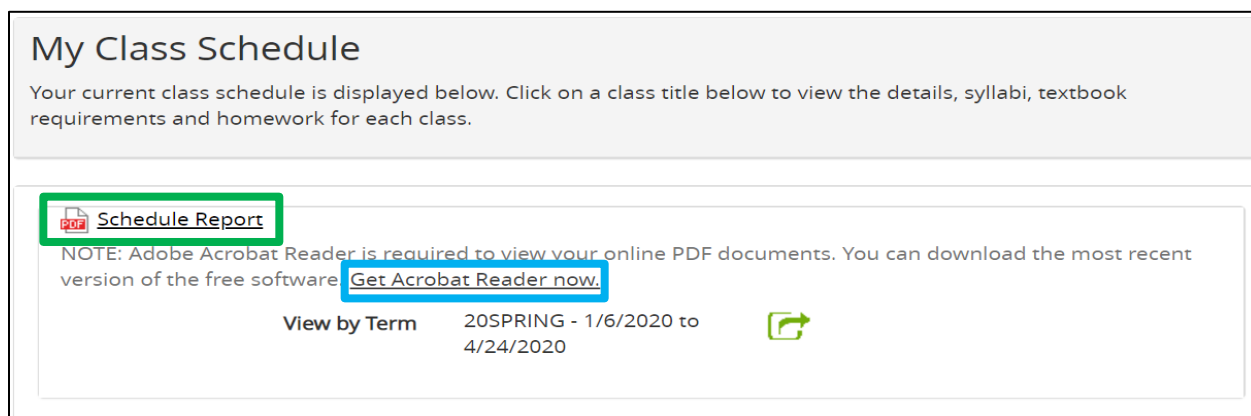
How to Get Your Class Schedule

Go to the Student Portal and login: <https://my.cmn.edu/secure/Student/loginstu.aspx>

On the left side is the menu bar. Find the “**My Academics**” tab and click. It should have a dropdown menu will open. Click “**Your Class Schedule**” to go to the next page.



The next page you get to will have a download spot for you to click. Once the button is clicked a pdf will start downloading and be available in your computer's files afterwards for printing.



If the pdf is not showing there is a [link](#) to download Acrobat Reader on the “**My Class Schedule**”

Any technical questions can be answered by the IT Helpdesk at 918-549-2822, otherwise contact the SSC at 918-549-2847 for further questions. Mvto!